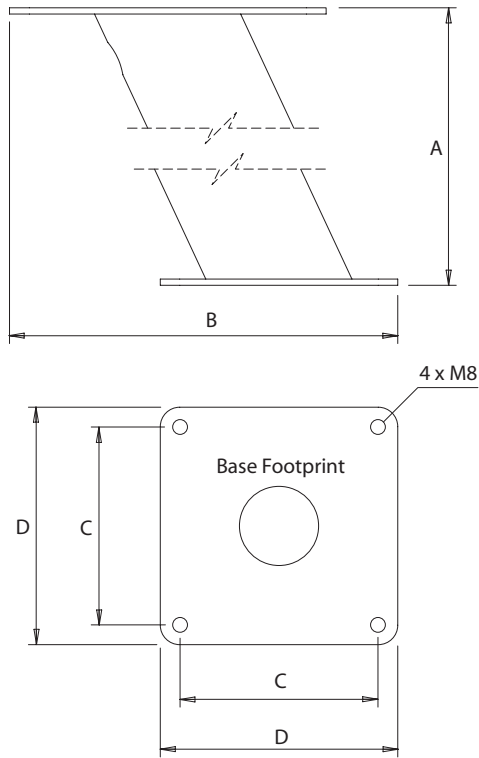


# Stainless PowerTower®

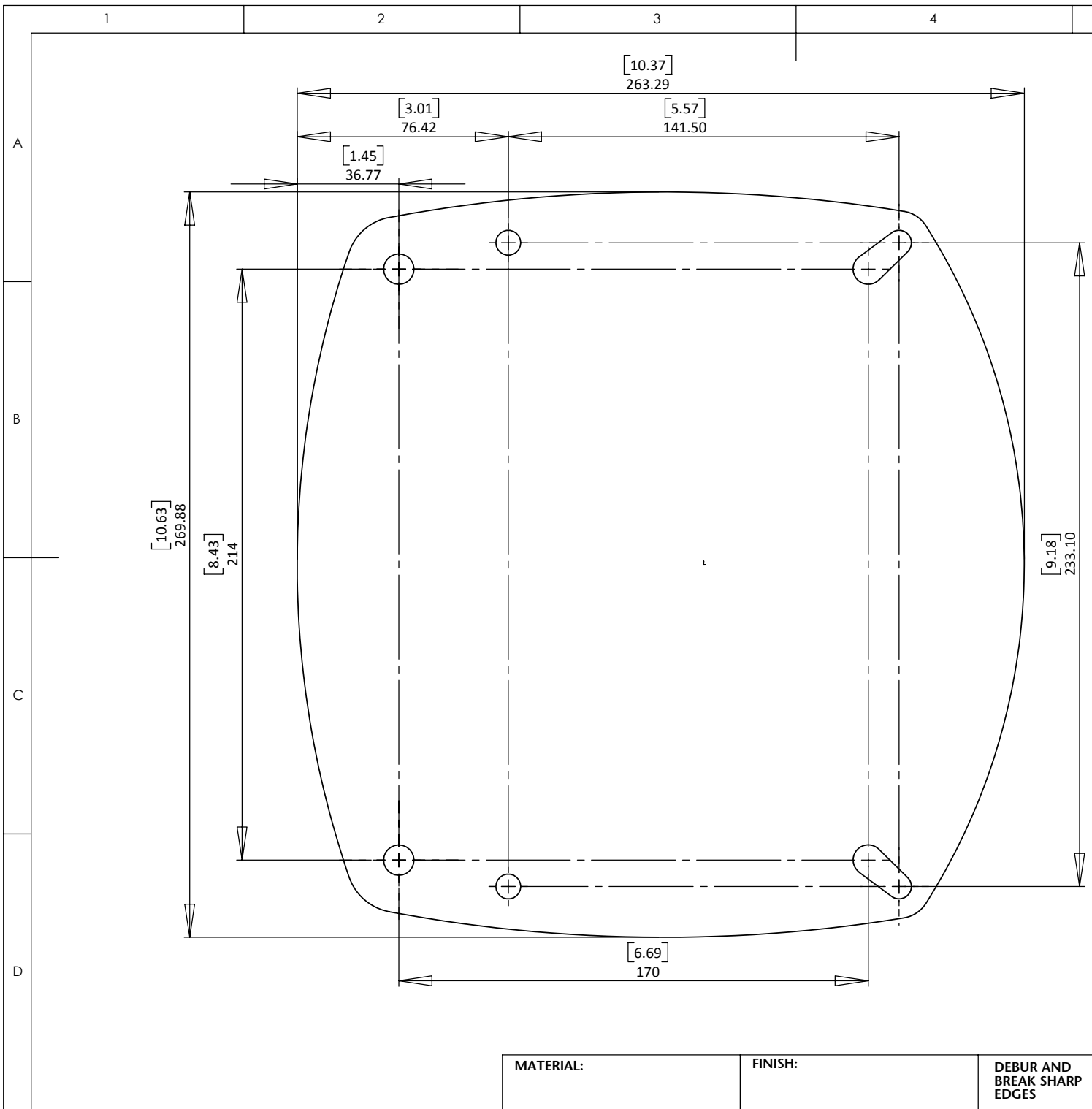
For help & information  
 email: [technical@scanstrut.com](mailto:technical@scanstrut.com)  
 tel: +44 (0) 1803 863800



	A mm / inches	B mm / inches	C mm / inches	D mm / inches
<b>SPT1001</b>	152/6	263/10.3	127/5	152/6
<b>SPT1002</b>	152/6	245/9.6	127/5	152/6
<b>SPT1004</b>	152/6	270/10.6	152/6	203/8
<b>SPT1005</b>	152/6	270/10.6	152/6	203/8

All SPT's are 25° aft leaning





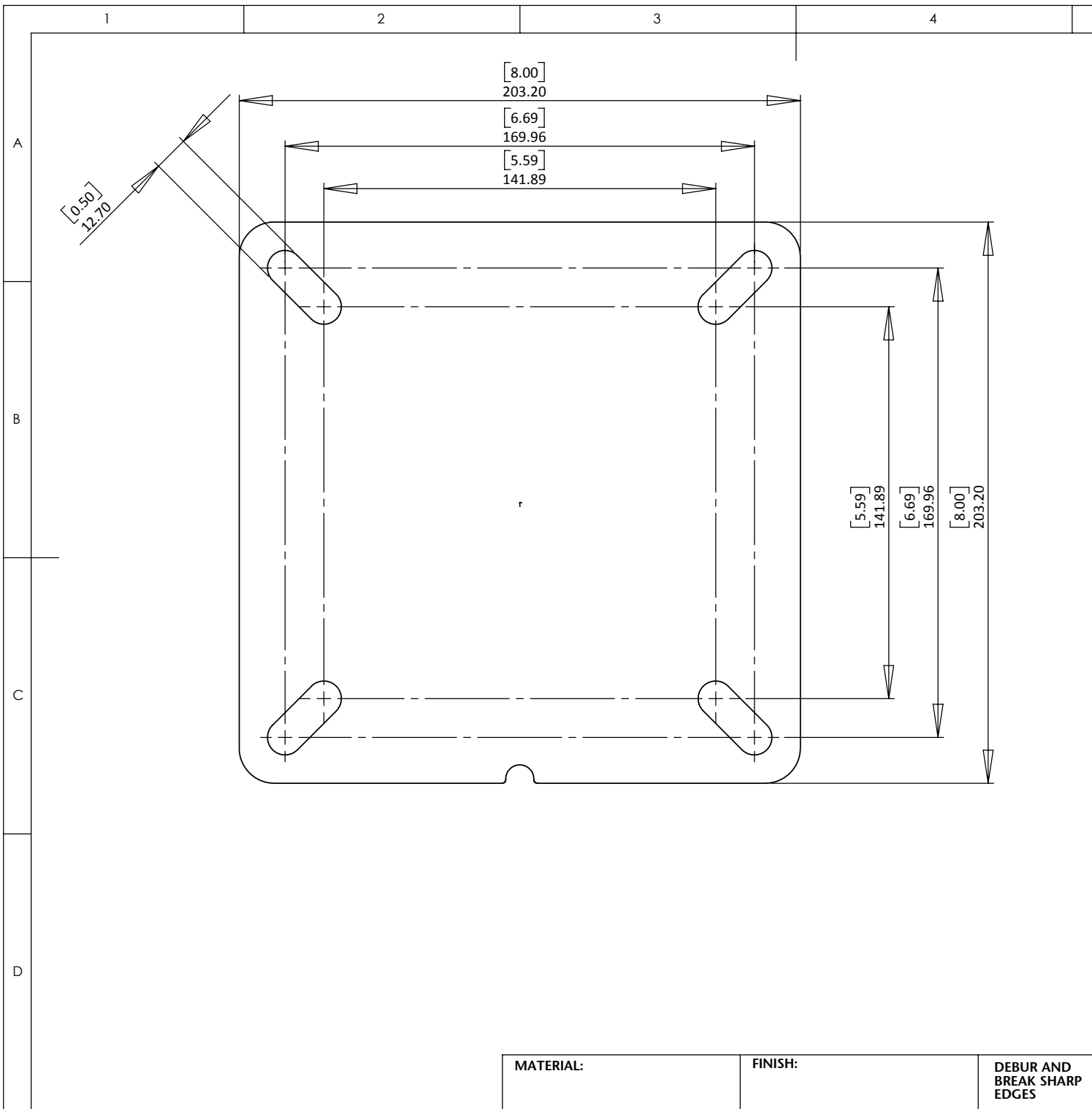
ZONE REV.		REVISIONS DESCRIPTION	DATE	APPROVED

PLEASE NOTE:  
ALL COMPOSITE POWERTOWERS ARE NOT PRE-DRILLED

**SCANSTRUT**  
DESIGN COPYRIGHT OF SCANSTRUT LTD

SCALE:1:2	A4	DO NOT SCALE DRAWING
UNLESS OTHERWISE SPECIFIED: DIMENSIONS ARE IN MILLIMETERS		GENERAL TOLERANCES: ±0.1 UNLESS OTHERWISE STATED. IF IN DOUBT PLEASE ASK
TITLE:		-1 Radar Mount Plate
PART NO.	REVISION	
DRAWN JF	DATE	
SHEET 1 OF 2		

MATERIAL:	FINISH:	DEBUR AND BREAK SHARP EDGES
-----------	---------	-----------------------------



REVISIONS		DATE	APPROVED
ZONE	REV.	DESCRIPTION	

PLEASE NOTE:  
ALL COMPOSITE POWERTOWERS ARE NOT PRE-DRILLED

<b>SCANSTRUT</b> DESIGN COPYRIGHT OF SCANSTRUT LTD	
SCALE:1:2	A4 DO NOT SCALE DRAWING
UNLESS OTHERWISE SPECIFIED: DIMENSIONS ARE IN MILLIMETERS	GENERAL TOLERANCES: ±0.1 UNLESS OTHERWISE STATED. IF IN DOUBT PLEASE ASK
TITLE: -2 Radar Mount Plate	
PART NO.	REVISION
DRAWN	DATE
SHEET 2 OF 2	

MATERIAL:	FINISH:	DEBUR AND BREAK SHARP EDGES
-----------	---------	-----------------------------------